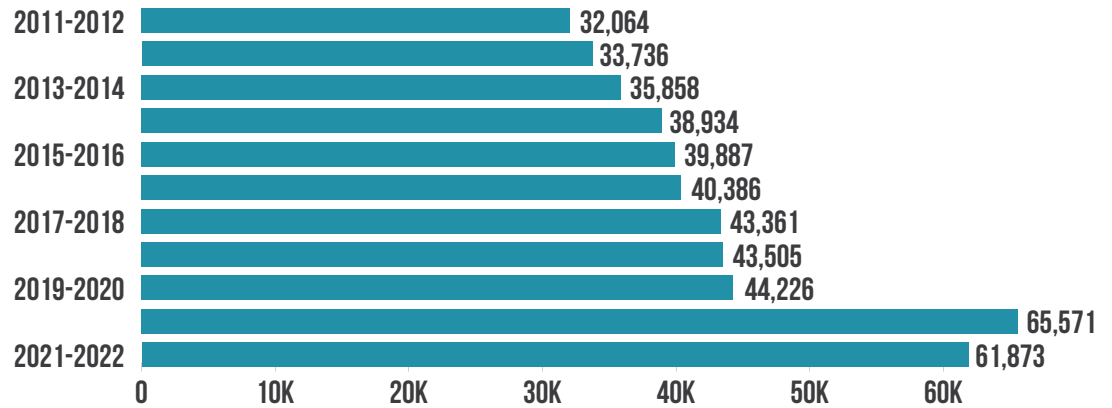


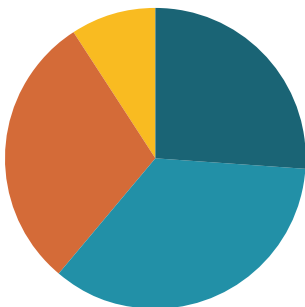
HOME EDUCATION IN VIRGINIA & NATIONWIDE

Growth of Homeschooling in Virginia



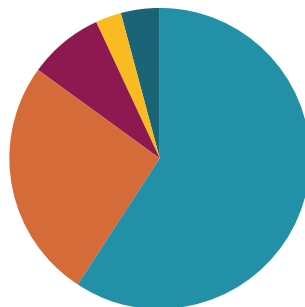
National Homeschool Demographics

Where They Live



- Suburbs 39%
- City 29%
- Town 10%
- Rural 22%

Who They Are

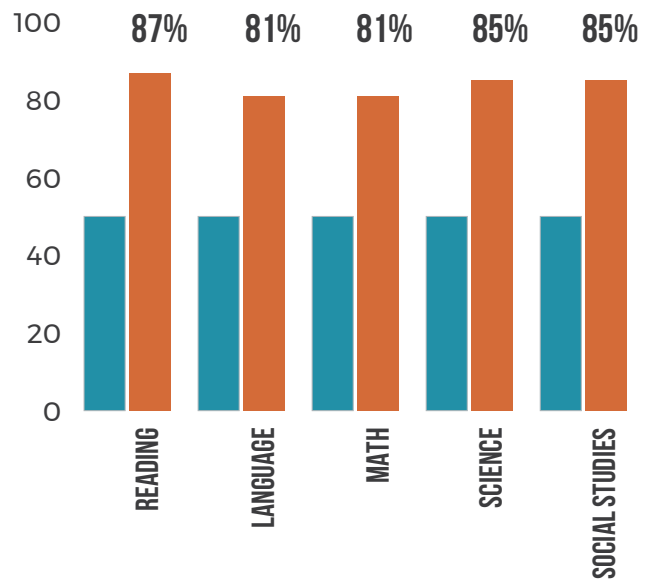


- White 60%
- Hispanic 26%
- Black 8%
- Asian 3%
- Other 4%

Virginia Homeschool Academic Achievement

Public/Private School Homeschool

Consistent with other studies conducted in the past 35 years (Murphy, 2012; Ray, 2007), the data analysis of the *Iowa Assessments™*, Form E standardized achievement test administered in 2021 reveals that Virginia homeschool students score at the 81st to 87th percentile in reading, language, math, science, and social studies. This is 31 to 37 percentile points above the national average of 50 percentile.



Benefits of Homeschooling



REFERENCES

Cavanagh, S. (2017, Nov. 20). Data Snapshot: Who Are the Nation's Homeschoolers? EDWEEK Market Brief. <https://marketbrief.edweek.org/marketplace-k-12/data-snapshot-nations-homeschoolers>

Chen, Y., Hinton, C., & VanderWeele, T.J. (2021). School types in adolescence and subsequent health and well-being in young adulthood: An outcome-wide analysis. PLOS ONE, 16(11): e0258723. <https://doi.org/10.1371/journal.pone.0258723>

Ray, B. D. (2019). The academic achievement scores of homeschool students in the Commonwealth of Virginia: Home-educated students in general and those choosing religious exemption in particular. Unpublished manuscript. <https://heav.org/virginia-homeschool-laws/virginia-religious-exemption/religious-exemption-study>

Virginia Department of Education (2021, December 3). Enrollment & Demographics. https://www.doe.virginia.gov/statistics_reports/enrollment/index.shtml

2100 W. Laburnum Avenue
Suite 108-A
Richmond, Virginia 23227

804-278-9200

